

Texas Secretary of State
Canvass Report
2025 NOVEMBER 4TH CONSTITUTIONAL AMENDMENT
November 04, 2025

LAMB

Total # of Voters Voted: 803
Provisional Votes Counted: 0

Votes

Ballot Measures

PROPOSITION 1 (SJR 59)	FOR	<u>581</u>
PROPOSITION 1 (SJR 59)	AGAINST	<u>219</u>
PROPOSITION 2 (SJR 18)	FOR	<u>708</u>
PROPOSITION 2 (SJR 18)	AGAINST	<u>94</u>
PROPOSITION 3 (SJR 5)	FOR	<u>647</u>
PROPOSITION 3 (SJR 5)	AGAINST	<u>150</u>
PROPOSITION 4 (HJR 7)	FOR	<u>559</u>
PROPOSITION 4 (HJR 7)	AGAINST	<u>240</u>
PROPOSITION 5 (HJR 99)	FOR	<u>646</u>
PROPOSITION 5 (HJR 99)	AGAINST	<u>150</u>
PROPOSITION 6 (HJR 4)	FOR	<u>615</u>
PROPOSITION 6 (HJR 4)	AGAINST	<u>171</u>
PROPOSITION 7 (HJR 133)	FOR	<u>739</u>
PROPOSITION 7 (HJR 133)	AGAINST	<u>56</u>
PROPOSITION 8 (HJR 2)	FOR	<u>745</u>
PROPOSITION 8 (HJR 2)	AGAINST	<u>55</u>
PROPOSITION 9 (HJR 1)	FOR	<u>694</u>
PROPOSITION 9 (HJR 1)	AGAINST	<u>100</u>
PROPOSITION 10 (SJR 84)	FOR	<u>745</u>
PROPOSITION 10 (SJR 84)	AGAINST	<u>51</u>
PROPOSITION 11 (SJR 85)	FOR	<u>678</u>
PROPOSITION 11 (SJR 85)	AGAINST	<u>116</u>
PROPOSITION 12 (SJR 27)	FOR	<u>648</u>
PROPOSITION 12 (SJR 27)	AGAINST	<u>132</u>
PROPOSITION 13 (SJR 2)	FOR	<u>697</u>
PROPOSITION 13 (SJR 2)	AGAINST	<u>96</u>
PROPOSITION 14 (SJR 3)	FOR	<u>498</u>
PROPOSITION 14 (SJR 3)	AGAINST	<u>291</u>
PROPOSITION 15 (SJR 34)	FOR	<u>731</u>

PROPOSITION 15 (SJR 34)

PROPOSITION 16 (SJR 37)

PROPOSITION 16 (SJR 37)

PROPOSITION 17 (HJR 34)

PROPOSITION 17 (HJR 34)

AGAINST

FOR

AGAINST

FOR

AGAINST

56

751

40

684

102

I, Rene Trevino, LAMB County Clerk do hereby certify the results as shown on the official canvass
for 2025 NOVEMBER 4TH CONSTITUTIONAL AMENDMENT

Rene Trevino

Signature

11/13/25

Date



11-13

Prescribed by Secretary of State

Sections 67.004(b)(2) and 87.1231, Texas Election Code

9/2023

SUMMARY OF PRECINCT RETURNS

I, the undersigned, the presiding officer of the canvassing authority for the Texas Constitutional Amendments Election, held on the 4th day of November, 2025, LAMB County, Texas do hereby certify that the following is a total of all votes received by each candidate and votes received "for" and "against" each measure as shown by the precinct returns. I further certify that the following vote totals include early voting and ballots by mail votes by precinct received under Section 87.1231 of the Texas Election Code.

Name of Precinct	Name of Measure	Total Votes Received
PRECINCTS #1 AND #5 (Olton, TX)		TOTAL BALLOTS CAST = 119
	State of Texas Proposition 1	FOR = 102 AGAINST = 16
	State of Texas Proposition 2	FOR = 101 AGAINST = 18
	State of Texas Proposition 3	FOR = 95 AGAINST = 24
	State of Texas Proposition 4	FOR = 84 AGAINST = 35
	State of Texas Proposition 5	FOR = 103 AGAINST = 16
	State of Texas Proposition 6	FOR = 93 AGAINST = 26
	State of Texas Proposition 7	FOR = 112 AGAINST = 7
	State of Texas Proposition 8	FOR = 109 AGAINST = 16
	State of Texas Proposition 9	FOR = 103 AGAINST = 16
	State of Texas Proposition 10	FOR = 108 AGAINST = 11
	State of Texas Proposition 11	FOR = 105 AGAINST = 14
	State of Texas Proposition 12	FOR = 102 AGAINST = 17
	State of Texas Proposition 13	FOR = 105 AGAINST = 14
	State of Texas Proposition 14	FOR = 71 AGAINST = 47
	State of Texas Proposition 15	FOR = 112 AGAINST = 7

Name of Precinct	Name of Measure	Total Votes Received
	State of Texas Proposition 16	FOR = 114 AGAINST= 5
	State of Texas Proposition 17	FOR= 105 AGAINST= 14

PRECINCT #2 (Littlefield, TX)

TOTAL BALLOTS CAST = 37

Name of Precinct	Name of Measure	Total Votes Received
	State of Texas Proposition 1	FOR = 29 AGAINST = 8
	State of Texas Proposition 2	FOR = 32 AGAINST = 5
	State of Texas Proposition 3	FOR = 25 AGAINST = 11
	State of Texas Proposition 4	FOR = 28 AGAINST = 9
	State of Texas Proposition 5	FOR = 24 AGAINST = 12
	State of Texas Proposition 6	FOR = 20 AGAINST = 16
	State of Texas Proposition 7	FOR = 32 AGAINST = 4
	State of Texas Proposition 8	FOR = 31 AGAINST = 5
	State of Texas Proposition 9	FOR = 29 AGAINST = 7
	State of Texas Proposition 10	FOR = 31 AGAINST = 5
	State of Texas Proposition 11	FOR = 24 AGAINST = 12
	State of Texas Proposition 12	FOR = 28 AGAINST = 8
	State of Texas Proposition 13	FOR = 28 AGAINST = 9
	State of Texas Proposition 14	FOR = 29 AGAINST = 6
	State of Texas Proposition 15	FOR = 33 AGAINST = 3
	State of Texas Proposition 16	FOR = 32 AGAINST = 4
	State of Texas Proposition 17	FOR = 26 AGAINST = 9

Name of Precinct	Name of Measure	Total Votes Received
------------------	-----------------	----------------------

PRECINCTS #3 AND #12 (Springlake/Earth, TX)

TOTAL BALLOTS CAST = 108

State of Texas Proposition 1	FOR = 54 AGAINST = 54
State of Texas Proposition 2	FOR = 99 AGAINST = 9
State of Texas Proposition 3	FOR = 89 AGAINST = 18
State of Texas Proposition 4	FOR = 63 AGAINST = 44
State of Texas Proposition 5	FOR = 93 AGAINST = 14
State of Texas Proposition 6	FOR = 88 AGAINST = 19
State of Texas Proposition 7	FOR = 93 AGAINST = 13
State of Texas Proposition 8	FOR = 104 AGAINST = 3
State of Texas Proposition 9	FOR = 95 AGAINST = 12
State of Texas Proposition 10	FOR = 100 AGAINST = 6
State of Texas Proposition 11	FOR = 88 AGAINST = 18
State of Texas Proposition 12	FOR = 84 AGAINST = 22
State of Texas Proposition 13	FOR = 93 AGAINST = 11
State of Texas Proposition 14	FOR = 50 AGAINST = 55
State of Texas Proposition 15	FOR = 100 AGAINST = 5
State of Texas Proposition 16	FOR = 100 AGAINST = 4
State of Texas Proposition 17	FOR = 87 AGAINST = 17

PRECINCT #6 (Littlefield, TX)

TOTAL BALLOTS CAST = 36

Name of Precinct	Name of Measure	Total Votes Received
	State of Texas Proposition 1	FOR = 27 AGAINST = 9
	State of Texas Proposition 2	FOR = 33 AGAINST = 3

State of Texas Proposition 3	FOR = 28 AGAINST = 8
State of Texas Proposition 4	FOR = 25 AGAINST = 11
State of Texas Proposition 5	FOR = 32 AGAINST = 3
State of Texas Proposition 6	FOR = 29 AGAINST = 5
State of Texas Proposition 7	FOR = 34 AGAINST = 1
State of Texas Proposition 8	FOR = 33 AGAINST = 2
State of Texas Proposition 9	FOR = 32 AGAINST = 3
State of Texas Proposition 10	FOR = 34 AGAINST = 1
State of Texas Proposition 11	FOR = 28 AGAINST = 6
State of Texas Proposition 12	FOR = 29 AGAINST = 5
State of Texas Proposition 13	FOR = 33 AGAINST = 1
State of Texas Proposition 14	FOR = 23 AGAINST = 12
State of Texas Proposition 15	FOR = 33 AGAINST = 1
State of Texas Proposition 16	FOR = 32 AGAINST = 2
State of Texas Proposition 17	FOR = 28 AGAINST = 6

PRECINCT #8 (Littlefield, TX)

TOTAL BALLOTS CAST = 233

Name of Precinct	Name of Measure	Total Votes Received
	State of Texas Proposition 1	FOR = 179 AGAINST = 53
	State of Texas Proposition 2	FOR = 205 AGAINST = 28
	State of Texas Proposition 3	FOR = 186 AGAINST = 45
	State of Texas Proposition 4	FOR = 172 AGAINST = 59
	State of Texas Proposition 5	FOR = 190 AGAINST = 40
	State of Texas Proposition 6	FOR = 175 AGAINST = 48

State of Texas Proposition 7	FOR = 219 AGAINST = 13
State of Texas Proposition 8	FOR = 216 AGAINST = 17
State of Texas Proposition 9	FOR = 201 AGAINST = 28
State of Texas Proposition 10	FOR = 220 AGAINST = 11
State of Texas Proposition 11	FOR = 205 AGAINST = 24
State of Texas Proposition 12	FOR = 176 AGAINST = 46
State of Texas Proposition 13	FOR = 203 AGAINST = 26
State of Texas Proposition 14	FOR = 157 AGAINST = 74
State of Texas Proposition 15	FOR = 205 AGAINST = 24
State of Texas Proposition 16	FOR = 217 AGAINST = 13
State of Texas Proposition 17	FOR = 201 AGAINST = 28

PRECINCT #9 (Littlefield, TX)

TOTAL BALLOTS CAST = 110

Name of Precinct	Name of Measure	Total Votes Received
	State of Texas Proposition 1	FOR = 86 AGAINST = 24
	State of Texas Proposition 2	FOR = 90 AGAINST = 20
	State of Texas Proposition 3	FOR = 82 AGAINST = 28
	State of Texas Proposition 4	FOR = 83 AGAINST = 27
	State of Texas Proposition 5	FOR = 88 AGAINST = 22
	State of Texas Proposition 6	FOR = 85 AGAINST = 25
	State of Texas Proposition 7	FOR = 98 AGAINST = 10
	State of Texas Proposition 8	FOR = 101 AGAINST = 9
	State of Texas Proposition 9	FOR = 94 AGAINST = 16
	State of Texas Proposition 10	FOR = 100 AGAINST = 10

State of Texas Proposition 11	FOR = 94 AGAINST = 16
State of Texas Proposition 12	FOR = 92 AGAINST = 16
State of Texas Proposition 13	FOR = 94 AGAINST = 16
State of Texas Proposition 14	FOR = 79 AGAINST = 29
State of Texas Proposition 15	FOR = 100 AGAINST = 9
State of Texas Proposition 16	FOR = 103 AGAINST = 6
State of Texas Proposition 17	FOR = 93 AGAINST = 15

PRECINCT #10 (Amherst, TX)

TOTAL BALLOTS CAST = 57

Name of Precinct	Name of Measure	Total Votes Received
	State of Texas Proposition 1	FOR = 36 AGAINST = 20
	State of Texas Proposition 2	FOR = 50 AGAINST = 6
	State of Texas Proposition 3	FOR = 48 AGAINST = 8
	State of Texas Proposition 4	FOR = 36 AGAINST = 20
	State of Texas Proposition 5	FOR = 36 AGAINST = 21
	State of Texas Proposition 6	FOR = 44 AGAINST = 11
	State of Texas Proposition 7	FOR = 53 AGAINST = 3
	State of Texas Proposition 8	FOR = 53 AGAINST = 4
	State of Texas Proposition 9	FOR = 49 AGAINST = 6
	State of Texas Proposition 10	FOR = 52 AGAINST = 4
	State of Texas Proposition 11	FOR = 40 AGAINST = 17
	State of Texas Proposition 12	FOR = 47 AGAINST = 8
	State of Texas Proposition 13	FOR = 45 AGAINST = 12

State of Texas Proposition 14	FOR =32 AGAINST =23
State of Texas Proposition 15	FOR = 50 AGAINST = 4
State of Texas Proposition 16	FOR = 53 AGAINST= 3
State of Texas Proposition 17	FOR= 48 AGAINST= 7

PRECINCTS #4 AND #11 (Sudan, TX)

TOTAL BALLOTS CAST = 103

Name of Precinct	Name of Measure	Total Votes Received
	State of Texas Proposition 1	FOR = 68 AGAINST = 35
	State of Texas Proposition 2	FOR = 98 AGAINST = 5
	State of Texas Proposition 3	FOR =94 AGAINST =8
	State of Texas Proposition 4	FOR = 68 AGAINST = 35
	State of Texas Proposition 5	FOR = 80 AGAINST = 22
	State of Texas Proposition 6	FOR = 81 AGAINST =21
	State of Texas Proposition 7	FOR = 98 AGAINST = 5
	State of Texas Proposition 8	FOR = 98 AGAINST = 5
	State of Texas Proposition 9	FOR = 91 AGAINST = 12
	State of Texas Proposition 10	FOR = 100 AGAINST = 3
	State of Texas Proposition 11	FOR = 94 AGAINST = 9
	State of Texas Proposition 12	FOR = 90 AGAINST = 10
	State of Texas Proposition 13	FOR = 96 AGAINST =7
	State of Texas Proposition 14	FOR = 57 AGAINST = 45
	State of Texas Proposition 15	FOR = 98 AGAINST = 3
	State of Texas Proposition 16	FOR = 100 AGAINST= 3


State of Texas Proposition 17


FOR= 96
AGAINST= 6

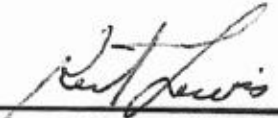
Total

803

Dated this 13th day of November, 2025



County Judge – Mike DeLoach


Commissioner, Precinct #1 – Cory DeBerry


Commissioner, Precinct #2 – Kent Lewis


Commissioner, Precinct #3 – Danny Short

Commissioner, Precinct #4 – Lee Logan


Lamb County Clerk/Elections Officer – Rene Trevino



Election Reconciliation - Official Totals

County

Lamb

Election Name

Constitutional Amendments

Registered Voters

7646

Election Date

11/4/25

1. Voters (from election rosters and lists)	
A. Early voting in person voters	<u>223</u>
B. Election day in person voters	<u>559</u>
C. Mail ballot voters	<u>25</u>
D. Provisional ballots submitted	<u>0</u>
E. Total voters (A+B+C+D)	<u>807</u>

2. Rejected ballots	
F. Mail ballots rejected	<u>0</u>
G. Provisional ballots rejected	<u>0</u>
H. Total ballots rejected (F+G)	<u>0</u>

3. Counted ballots (from tabulation software)	
I. Early voting ballots counted	<u>223</u>
J. Election day ballots counted	<u>559</u>
K. Mail ballots counted	<u>21</u>
L. Provisional ballots counted	<u>0</u>
M. Total ballots counted (I+J+K+L)	<u>803</u>

4. Comparison of voters and counted ballots

N. Difference between voters and ballots
(E-H-M)

4

O. Difference as percentage of voters
(N÷(E-H)*100)

25 %

P. Explanation for difference, if any

4 mail ballots were not returned

5. Attestation

Q. "I certify that the information contained in this document accurately reflects the official reconciliation of votes and voters from the above stated election"

Rene Cui
Presiding judge signature

Rene Trevino
Print name

11/10/25
Date

6. Mail ballots

R. Mail ballots sent	<u>25</u>
S. Mail ballots not returned by voter	<u>4</u>
T. Mail ballots surrendered	<u>0</u>

7. Provisional ballots

U. Provisional ballots deemed incomplete	<u>0</u>
--	----------